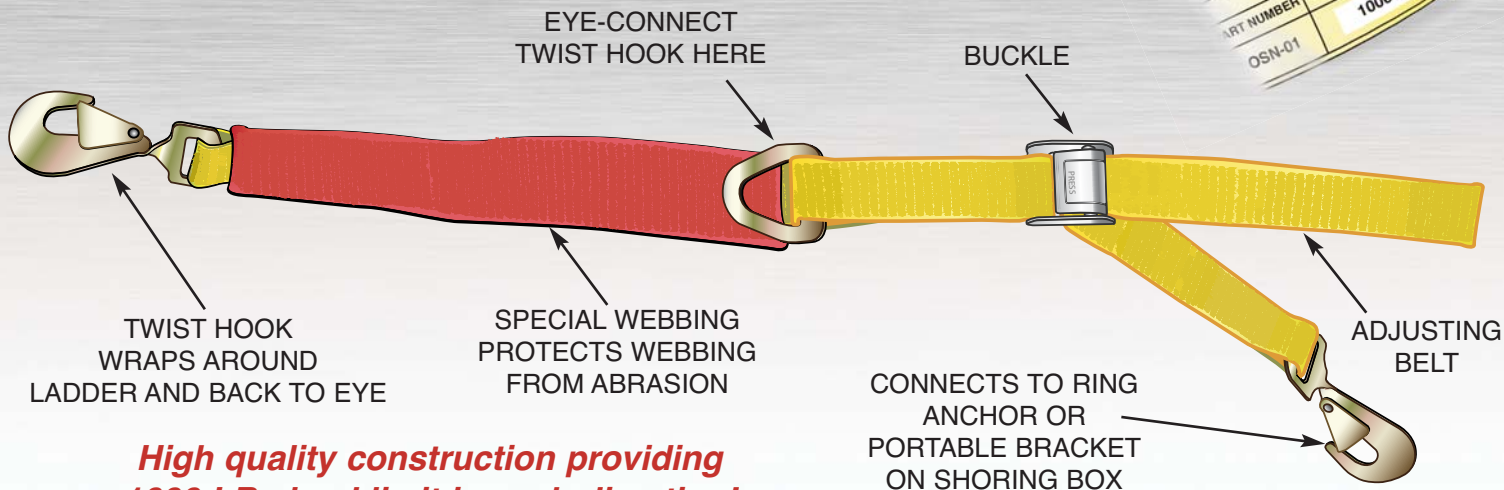


# The SLIP-NOT™ Advantage



**High quality construction providing 1000 LBs load limit in each direction!**

## EASY INSTALLATION AND REMOVAL

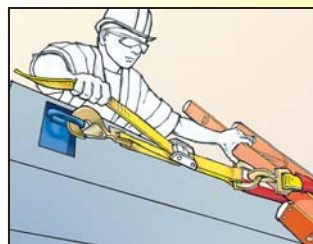
**IN MINUTES!**



**1** FROM YELLOW WEBBING SIDE OF BRACE, ATTACH HOOK TO THE BRACKET RING.



**2** LOOP THE RED WEBBING AND HOOK AROUND LADDER SIDE RAIL AND CLIP TWIST HOOK TO EYE RING.

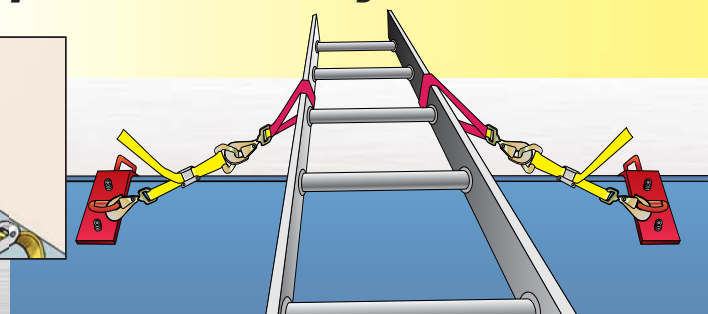
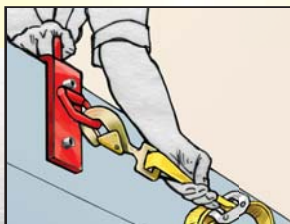


**3** TIGHTEN BELT BY PULLING YELLOW ADJUSTING BELT



**REPEAT STEPS 1 THRU 3 ON OTHER SIDE OF LADDER. LADDER IS NOW SECURE AND MAY BE USED SAFELY.**

## Make any box "Slip-Not" ready!



**With Our Bolt-On Slip-Not Clamp and Bracket Sets**

Comes complete with two adjustable ladder straps, two bolt on brackets with ring anchors, stainless steel set screws and allen wrench.

**AMERICAN SHORING INC.**  
1.800.407.4674  
[www.americanshoring.com](http://www.americanshoring.com)